

# Radio technology RTW

**ETR-A 59: Finecorsa radio / Radio end limit switch**

**Facile regolazione  
del finecorsa dal telecomando**  
*Easy end limits adjustment  
by the transmitter*

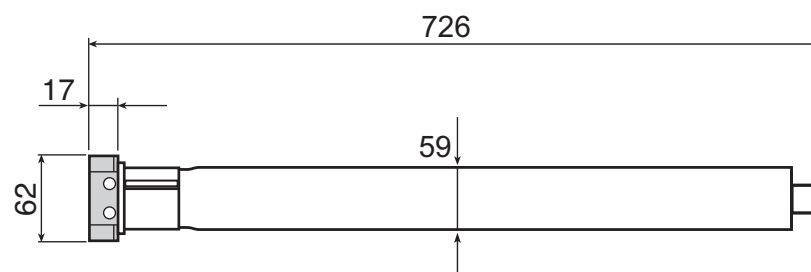
**Chiusura perfetta  
del cassonetto  
mantenuta nel tempo**  
*Cassette perfect closure  
always maintained*

**Compensazione automatica  
della tensione della tenda**  
*Automatic fabric deformation  
compensation*

**Minimo cablaggio  
(comandi solo via radio)**  
*Minimal wiring  
(only radio remote controls)*

## Ø59 ETR-A

**Motore tubolare Ø59 con finecorsa radio**  
**specifico per applicazioni su tende da sole a cassonetto di dimensioni e peso elevati.**  
*Tubular motor Ø59 with radio electronic end limit switch*  
*specific for cassette awnings with heavy weight and large size dimensions.*



### Caratteristiche tecniche / Technical features

CODICE CODE	DESCRIZIONE DESCRIPTION	COPPIA TORQUE	VELOCITÀ SPEED	GIRI FC LS ROUNDS	ASSORBIMENTO CONSUMPTION	ALIMENTAZIONE POWER SUPPLY	GRADO DI PROT. PROT. DEGREE	LUNGHEZZA LENGTH	PESO MOTORE MOTOR WEIGHT	IMBALLO PACKAGE	CERTIFICAZIONE CERTIFICATION
2252096	ETR-A 80-12	80 Nm	12 Rpm	infiniti/infinite	380 W	230 V ~ / 50 Hz	IP 44	726 mm	5,38 Kg	1 pz/pc	CE
2253104	ETR-A 100-12	100 Nm	12 Rpm	infiniti/infinite	485 W	230 V ~ / 50 Hz	IP 44	726 mm	5,60 Kg	1 pz/pc	CE
2254087	ETR-A 120-8	120 Nm	8 Rpm	infiniti/infinite	350 W	230 V ~ / 50 Hz	IP 44	726 mm	5,81 Kg	1 pz/pc	CE

Lunghezza cavo 2,5 m - 3 conduttori / Cable length 2,5 m - 3 wires

# Radio technology RTW

## ETR-A 59: Finecorsa radio / Radio end limit switch

### Applicazione Application

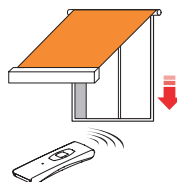
Tende da sole a cassonetto  
di dimensioni e peso elevato  
Cassette awnings  
with heavy weight  
and large size dimensions



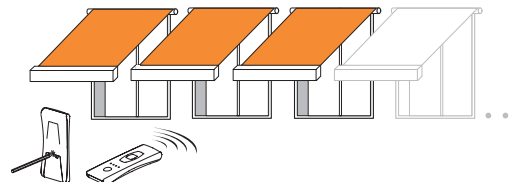
### Dati prestazionali / Performance data

CODICE CODE	DESCRIZIONE DESCRIPTION	COPPIA TORQUE	VELOCITÀ SPEED	MOTORE MOTOR	TUBO TONDO ROUND TUBE	2 BRACCIA 2 ARMS	4 BRACCIA 4 ARMS	6 BRACCIA 6 ARMS
						SPORGENZA PROJECTION	SPORGENZA PROJECTION	SPORGENZA PROJECTION
2252096	ETR-A 80-12	80 Nm	12 Rpm	Ø 59	Ø 78	3,5 m - 4 m	3 m - 3,5 m	2 m - 2,5 m
2253104	ETR-A 100-12	100 Nm	12 Rpm	Ø 59	Ø 78	4,5 m	4 m	3 m - 3,5 m - 4 m
2254087	ETR-A 120-8	120 Nm	8 Rpm	Ø 59	Ø 78	/	4,5 m	4,5 m

Impostazione semi-automatica  
del finecorsa di chiusura  
Semi-automatic  
setting of the close end limit



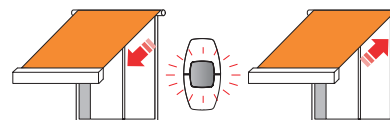
Facile impostazione dei  
comandi di gruppo  
Easy group controls  
adjustment




Minimo cablaggio  
(comandi solo via radio)  
Minimal wiring  
(only radio remote controls)



Facile inversione  
del senso di  
rotazione dal telecomando  
Easy inversion of the  
sense of rotation  
by the transmitters



Chiusura perfetta del  
cassonetto mantenuta nel tempo  
Cassette perfect closure  
always maintained



Compensazione automatica  
della tensione della tenda  
Automatic fabric deformation  
compensation



### Accessori Accessories

#### Staffe Brackets

p.76



#### Adattatori Adapters

p.82



#### Controlli radio Remote controls

p.16



**Download**  
Selezionare 1 codice  
QR alla volta  
Select 1 single QR  
code each time

#### Guida programmazione Programming guide



#### Manuale d'uso Instruction manual

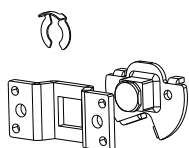


#### Dichiarazione di conformità Conformity declaration



## Motori tubolari Tubular motors

## ETR 59 - ETR-A 59 - CD 59

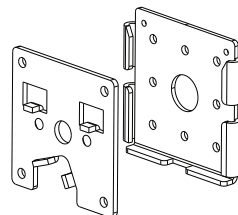


2205025



**Staffa con perno quadrato**  
*Bracket with square pin*

CONF. 5 PZ / PACK. 5 PCS



2205027

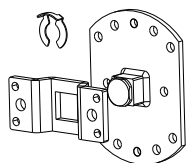


**Staffa scorrevole  
interasse 48 box**  
*Sliding bracket  
center to center 48 box*

CONF. 5 PZ / PACK. 5 PCS

## Motori tubolari Tubular motors

## CDE 59 con manovra di soccorso / *with manual override*

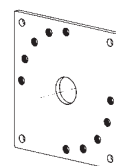


2200160

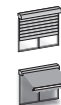


**Staffa orientabile con perno quadrato  
a due posizioni e relativa sella**  
*Revolving bracket with two positions square pivot*

CONF. 5 PZ / PACK. 5 PCS

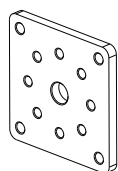


2200043



**Staffa 100 x 100**  
*100 x 100 bracket plate*

CONF. 5 PZ / PACK. 5 PCS

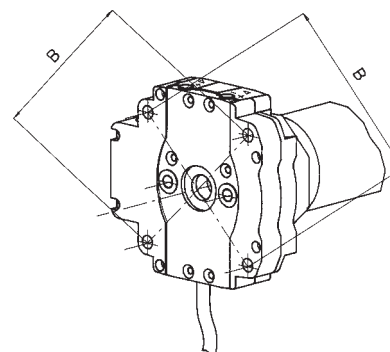


2200161



**Staffa quadrata interasse 48 box**  
*Square bracket 48 center to center box*

CONF. 5 PZ / PACK. 5 PCS



**Interasse B: da utilizzare tassativamente  
per i motori con coppia  $\geq 80\text{Nm}$ .**  
*Interax distance B: to fix motors with nominal  
torque  $\geq 80\text{Nm}$ .*

**Motori tubolari**  
*Tubular motors*

## ETR 59 - ETR-A 59 - CD 59 - CDE 59



Ø70 x 1,5 mm Corona e ruota / Crown and wheel

2205024

**Adattatori per tubo ottagonale**  
**Metallo**  
*Adapters for octagonal rolling tube*  
*Metal*

CONF. 5 PZ / PACK. 5 PCS



Ø102 x 2 mm Corona e ruota / Crown and wheel

2200155

**Adattatori per tubo rotondo**  
**Metallo**  
*Adapters for round rolling tube*  
*Metal*

CONF. 5 PZ / PACK. 5 PCS



Ø70 x 1,5 mm Corona e ruota / Crown and wheel

2200159

**Adattatori per tubo rotondo**  
**Metallo**  
*Adapters for round rolling tube*  
*Metal*

CONF. 5 PZ / PACK. 5 PCS



LP Ø89 x 1 mm Corona e ruota / Crown and wheel

2200158

**Adattatori per tubo deprat - F5039**  
**Metallo**  
*Adapters for deprat rolling tube - F5039*  
*Metal*

CONF. 5 PZ / PACK. 5 PCS



Ø85 x 1,5 mm Corona e ruota / Crown and wheel

2200156

**Adattatori per tubo rotondo**  
**con ogiva tonda - Metallo**  
*Adapters for round*  
*with groove rolling tube - Metal*

CONF. 5 PZ / PACK. 5 PCS



Ø80 x 1/1,2 mm Corona e ruota / Crown and wheel

2200157

**Adattatori per tubo ZF80**  
**Metallo**  
*Adapters for ZF80 rolling tube*  
*Metal*

CONF. 5 PZ / PACK. 5 PCS



Ø78 x 1,5 mm Corona e ruota / Crown and wheel

2205026

**Adattatori per tubo rotondo**  
**con ogiva tonda 14 mm - Metallo**  
*Adapters for round with 14 mm groove*  
*rolling tube - Metal*

CONF. 5 PZ / PACK. 5 PCS