

VOLTA 50 PP2 - NEW (Q3 2021)



VOLTA 50 PP2 - plug & play basic

- **Motor head:** Round - Round with integrated square pin - Star
- **Nr of end limits:** 2
- **End limits setting:** automatic
- **Torque/Speed:** 6/17 - 10/17 - 15/17
- **Length:** 525 - 575 mm
- **Obstacle detection:** Yes

- **Freeze detection:** Yes
- **Nominal voltage:** 230 V ~ / 50 Hz
- **Cable type:** H05 VVF 4 x 0,75 L. 2,5 m - White
- **Certifications:** CE - VDE - NF - CMIM
- **Warranty:** 5 years
- **Made in Italy**



Motore tubolare plug & play con finecorsa elettronico filare specifico per applicazioni su tapparelle con cintini rigidi e stoppers.
Tubular motor plug & play with wired electronic end limit switch specific for rolling shutters with rigid links and stoppers.

VOLTA 50 PP2 (Q3 2021)

- Ø50 Motore tubolare con finecorsa elettronico filare
- Testa motore tonda
- 2 fine corsa
- Regolazione del finecorsa automatica (plug & play)
- Azionamento da pulsante
- Rilevazione automatica degli ostacoli e del congelamento
- Compatibile con il sistema per la domotica MY HIGGINS tramite ricevente esterna RTW
- Compatibile con la gamma di controlli radio RTW tramite ricevente esterna RTW
- Avvertenze e manuale d'uso (I GB F D E P PL H NL RO GR CZ TR SA)
- Ø50 Tubular motor with wired electronic end limit switch
- Round motor head
- 2 end limits
- Automatic obstacle and freeze detection
- Automatic end limits setting
- Activation via button
- Compatible with MY HIGGINS home automation system via external RTW receiver
- Compatible with RTW radio controls via external RTW receiver
- Warnings and instruction manual (I GB F D E P PL H NL RO GR CZ TR SA)



IMBALLO SINGOLO / SINGLE PACKAGE CONTENUTO / CONTENT:

- 1 Motore - testa tonda
- 1 Avvertenze e manuale d'uso
- 1 Motor - round head
- 1 Warnings and instruction leaflet

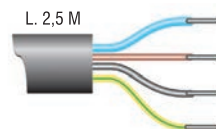


DIMENSIONI / DIMENSIONS:



CARATTERISTICHE TECNICHE / TECHNICAL FEATURES:

- Alimentazione / Power supply: 230 V ~ / 50 Hz
- Tipologia cavo / Cable type: H05 VVF 4 x 0,75 L. 2,5 m - Bianco / White
- Grado di protezione / Protection rating: IP44
- Certificazioni / Certifications: CE - VDE - NF - CMIM
- Made in Italy



BLU - Comune
BLUE - Common
MARRONE - Salita o discesa
BROWN - Ascent or descent
NERO - Salita o discesa
BLACK - Ascent or descent
GIALLO/VERDE - Terra
YELLOW/GREEN - Ground

DESCRIZIONE DESCRIPTION	COPPIA TORQUE	VELOCITÀ SPEED	GIRI FC LS ROUNDS	ASSORBIMENTO CONSUMPTION	LUNGHEZZA LENGTH	PESO MOTORE MOTOR WEIGHT
VOLTA 50 PP2 6/17 G1 A1 B1	6 Nm	17 Rpm	infiniti / infinite	90 W	525 mm	2,18 Kg
VOLTA 50 PP2 10/17 G1 A1 B1	10 Nm	17 Rpm	infiniti / infinite	120 W	525 mm	1,94 Kg
VOLTA 50 PP2 15/17 G1 A1 B1	15 Nm	17 Rpm	infiniti / infinite	140 W	575 mm	2,07 Kg



Motore tubolare plug & play con finecorsa elettronico filare specifico per applicazioni su tapparelle con cintini rigidi e stoppers.
Tubular motor plug & play with wired electronic end limit switch specific for rolling shutters with rigid links and stoppers.

VOLTA 50 PP2 (Q3 2021)

- Ø50 Motore tubolare con finecorsa elettronico filare
- Testa motore con perno quadro integrato
- 2 fine corsa
- Regolazione del finecorsa automatica (plug & play)
- Azionamento da pulsante
- Rilevazione automatica degli ostacoli e del congelamento
- Compatibile con il sistema per la domotica MY HIGGINS tramite ricevente esterna RTW
- Compatibile con la gamma di controlli radio RTW tramite ricevente esterna RTW
- Avvertenze e manuale d'uso (I GB F D E P PL H NL RO GR CZ TR SA)
- Ø50 Tubular motor with wired electronic end limit switch
- Round head with integrated square pin
- 2 end limits
- Automatic obstacle and freeze detection
- Automatic end limits setting
- Activation via button
- Compatible with MY HIGGINS home automation system via external RTW receiver
- Compatible with RTW radio controls via external RTW receiver
- Warnings and instruction manual (I GB F D E P PL H NL RO GR CZ TR SA)



IMBALLO SINGOLO / SINGLE PACKAGE CONTENUTO / CONTENT:

- 1 Motore - testa perno quadro integrato
- 1 Avvertenze e manuale d'uso
- 1 Motor - head with integrated square pin
- 1 Warnings and instruction leaflet

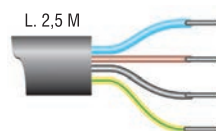


DIMENSIONI / DIMENSIONS:



CARATTERISTICHE TECNICHE / TECHNICAL FEATURES:

- Alimentazione / Power supply: 230 V ~ / 50 Hz
- Tipologia cavo / Cable type: H05 VVF 4 x 0,75 L. 2,5 m - Bianco / White
- Grado di protezione / Protection rating: IP44
- Certificazioni / Certifications: CE - VDE - NF - CMIM
- Made in Italy



BLU - Comune
BLUE - Common
MARRONE - Salita o discesa
BROWN - Ascent or descent
NERO - Salita o discesa
BLACK - Ascent or descent
GIALLO/VERDE - Terra
YELLOW/GREEN - Ground

DESCRIZIONE DESCRIPTION	COPPIA TORQUE	VELOCITÀ SPEED	GIRI FC LS ROUNDS	ASSORBIMENTO CONSUMPTION	LUNGHEZZA LENGTH	PESO MOTORE MOTOR WEIGHT
VOLTA 50 PP2 6/17 G1 A2 B1	6 Nm	17 Rpm	infiniti / infinite	90 W	525 mm	2,18 Kg
VOLTA 50 PP2 10/17 G1 A2 B1	10 Nm	17 Rpm	infiniti / infinite	120 W	525 mm	1,94 Kg
VOLTA 50 PP2 15/17 G1 A2 B1	15 Nm	17 Rpm	infiniti / infinite	140 W	575 mm	2,07 Kg



Motore tubolare plug & play con finecorsa elettronico filare specifico per applicazioni su tapparelle con cintini rigidi e stoppers.
Tubular motor plug & play with wired electronic end limit switch specific for rolling shutters with rigid links and stoppers.

VOLTA 50 PP2 (Q3 2021)

- Ø50 Motore tubolare con finecorsa elettronico filare
- Testa a stella
- 2 fine corsa
- Regolazione del finecorsa automatica (plug & play)
- Azionamento da pulsante
- Rilevazione automatica degli ostacoli e del congelamento
- Compatibile con il sistema per la domotica MY HIGGINS tramite ricevente esterna RTW
- Compatibile con la gamma di controlli radio RTW tramite ricevente esterna RTW
- Avvertenze e manuale d'uso (I) (GB) (F) (D) (E) (P) (PL) (H) (NL) (RO) (GR) (CZ) (TR) (SA)
- Ø50 Tubular motor with wired electronic end limit switch
- Star head
- 2 end limits
- Automatic obstacle and freeze detection
- Automatic end limits setting
- Activation via button
- Compatible with MY HIGGINS home automation system via external RTW receiver
- Compatible with RTW radio controls via external RTW receiver
- Warnings and instruction manual (I) (GB) (F) (D) (E) (P) (PL) (H) (NL) (RO) (GR) (CZ) (TR) (SA)



IMBALLO SINGOLO / SINGLE PACKAGE CONTENUTO / CONTENT:

- 1 Motore - testa a stella
- 1 Avvertenze e manuale d'uso
- 1 Motor - star head
- 1 Warnings and instruction leaflet




DIMENSIONI / DIMENSIONS:



CARATTERISTICHE TECNICHE / TECHNICAL FEATURES:

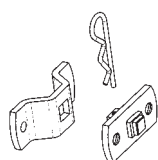

- Alimentazione / Power supply: 230 V ~ / 50 Hz
- Tipologia cavo / Cable type: H05 VVF 4 x 0,75 L. 2,5 m - Bianco / White
- Grado di protezione / Protection rating: IP44
- Certificazioni / Certifications: CE - VDE - NF - CMIM
- Made in Italy



DESCRIZIONE DESCRIPTION	COPPIA TORQUE	VELOCITÀ SPEED	GIRI FC LS ROUNDS	ASSORBIMENTO CONSUMPTION	LUNGHEZZA LENGTH	PESO MOTORE MOTOR WEIGHT
VOLTA 50 PP 6/17 G1 A10 B1	6 Nm	17 Rpm	infiniti / infinite	90 W	525 mm	2,18 Kg
VOLTA 50 PP 10/17 G1 A10 B1	10 Nm	17 Rpm	infiniti / infinite	120 W	525 mm	1,94 Kg
VOLTA 50 PP 15/17 G1 A10 B1	15 Nm	17 Rpm	infiniti / infinite	140 W	575 mm	2,07 Kg

Ø50 TESTA TONDA / ROUND HEAD

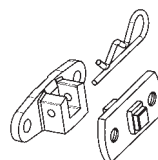
Ø50 - DA VINCI SM - ST / VOLTA SM - PS - PP - PP2 - K7 / MARCONI ST - PS - K7



2204001



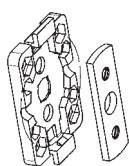
Staffa con perno quadrato completa di culla, interasse 48 mm e fori filettati
Bracket with square pin threaded holes with center-to-center distance 48 mm



2204032



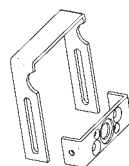
Staffa con perno quadrato con culla per innesto del perno "dall'alto"
(solo per motori max 30 Nm)
Bracket with "open" housing for the square pin, clutch the pin from "above"
(only for motors max 30 Nm)



2204003



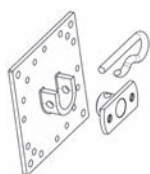
Staffa ad innesto "rapido", ridottissime dimensioni di ingombro e facile applicazione (solo per motori max 35 Nm)
Fast connection bracket minimum overall dimensions (only for motors max 35 Nm)



2204042



Staffa per mini cassonetti
Lunghezza 137 mm
Bracket for mini boxes
Length 137 mm

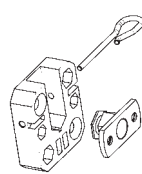


2204011



Staffa 100x100 con sella per perno rotondo a due posizioni
100x100 bracket with two positions round pin

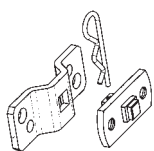
NO VOLTA SM



2204045



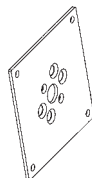
Staffa in zama con perno esagonale. L'inserimento del perno avviene "dall'alto"
Metal bracket with hexagonal pin clutch the pin from "above"



2204014



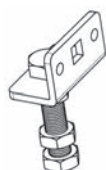
Staffa con perno quadrato completa di culla interasse 48/60 mm
Bracket with square pin center-to-center distance 48/60 mm



2204088



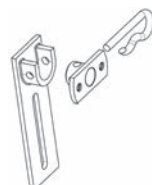
Staffa 100 x 100
100 x 100 bracket plate



2204017



Staffa con perno Ø 10 per innesto diretto su murature già esistenti ideale nelle ristrutturazioni
Bracket Ø 10 threading pin for the direct clutch ideal for the existing clamp

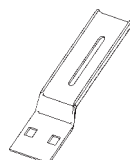


2204100



Staffa regolabile verticalmente con perno rotondo a due posizioni
Adjustable bracket with two positions round pin

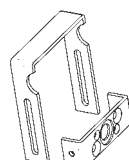
NO VOLTA SM



2204022



Staffa per supporti tipo "Torino" (aggiungere il perno quadrato per motori)
Bracket for support type "Torino" (match with square pin for motors)



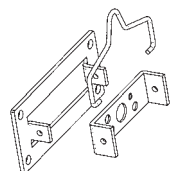

2204107



Staffa per mini cassonetti
Lunghezza 90 mm
Bracket for mini boxes
Length 90 mm

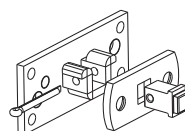
Ø50 TESTA TONDA / ROUND HEAD

Ø50 - DA VINCI SM - ST / VOLTA SM - PS - PP - PP2 - K7 / MARCONI ST - PS - K7



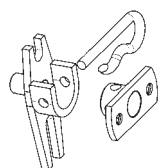
2204109

Staffa minimo ingombro
Minimum overall
dimensions bracket



2204202

Staffa con culla per perno quadrato.
Interasse 48/60 mm
Bracket with two positions square pin
center-to-center distance 48/60 mm

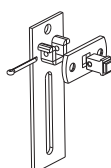


2204112

Staffa autocentrante per tende
completa di sella e perno
rotondo a due posizioni
Bracket for awnings with two positions
round pin

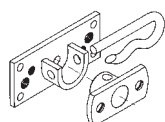


NO VOLTA SM



2204206

Staffa regolabile verticalmente
con perno quadrato a due posizioni
Adjustable bracket with two
positions square pin

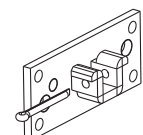


2204145

Staffa con perno rotondo
a due posizioni
Bracket with two positions round pin
and housing

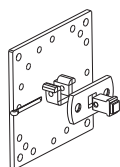


NO VOLTA SM



2204353

Staffa con culla per perno quadrato.
Interasse 48/60 mm
Bracket with two positions square pin
center-to-center distance 48/60 mm



2204198

Staffa 100x100 per perno quadrato
100 x 100 bracket with two
positions square pin



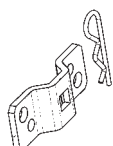
Ø50 TESTA TONDA CON PERNO QUADRO INTEGRATO / ROUND HEAD WITH INTEGRATED SQUARE PIN

Ø50 - DA VINCI SM - ST / VOLTA SM - PS - PP - PP2 - K7 / MARCONI ST - PS - K7

Ø 50



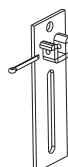
TESTA CON PERNO QUADRO INTEGRATO
HEAD WITH INTEGRATED SQUARE PIN



2204329



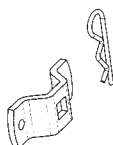
Staffa completa di culla.
Interasse 48/60 mm
Bracket with center-to-center
distance 48/60 mm



2204349



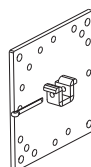
Staffa regolabile verticalmente
a due posizioni
Adjustable bracket with
two positions



2204346



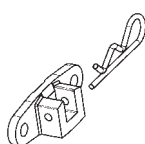
Staffa completa di culla,
interasse 48 mm e fori filettati
Bracket with center-to-center
distance 48 mm



2204351




Staffa 100x100
100 x 100 bracket



2204348



Staffa con culla per innesto del perno
"dall'alto" (solo per motori max 30 Nm)
Bracket with "open" housing for
the square pin (only for motors max 30 Nm)



2204355

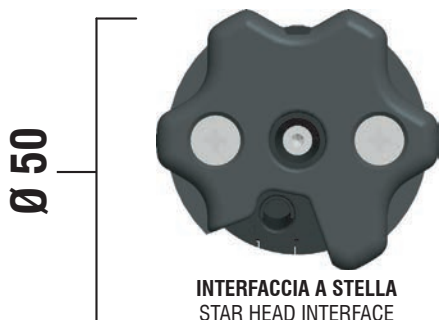


Staffa con perno Ø 10 per innesto diretto
e copiglia (solo per motori con max 20 Nm)
Bracket with Ø 10 "click" square pin and
splint pin for the direct clutch
(only for motors max 20 Nm)

NO VOLTA SM

Ø50 TESTA A STELLA / STAR HEAD

Ø50 - DA VINCI SM - ST / VOLTA - PS - PP - PP2 - K7 / MARCONI ST - PS - K7



2204286

Staffa clippabile universale zama
Clipable bracket universal zama

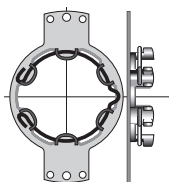


2204331

Interfaccia a stella per staffe Somfy
Star head interface for Somfy brackets



DA VINCI



2204325

Staffa clippabile deprat
Clipable bracket deprat



2204334

Interfaccia a stella per staffe Somfy
Star head interface for Somfy brackets



VOLTA - MARCONI



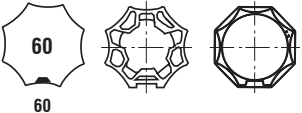



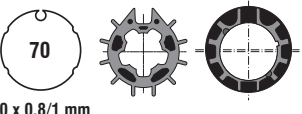





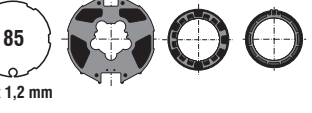

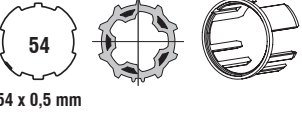

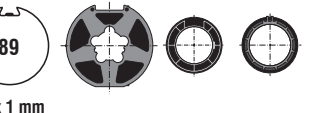



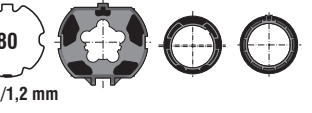

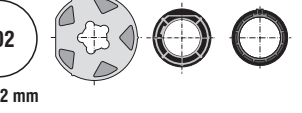







2204327

Staffa clippabile universale plastica
(per motori max 30 Nm)
Clipable bracket universal plastic
(motors max 30 Nm)









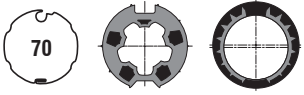

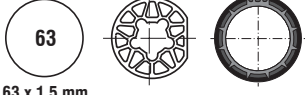





Ø50 ADATTATORI / ADAPTERS

Ø50 - DA VINCI SM - ST - MO / VOLTA SM - PS - PP - PP2 - K7 / MARCONI ST - PS - MO - K7

<p>2204290</p>  <p>60</p>	<p>Adattatori per tubo avvolgitore ottagonale con spigoli rinforzati Adapters for octagonal with reinforced edges rolling tube</p> 	<p>2204296</p>  <p>50 50 x 0,6/0,8 mm</p>	<p>Adattatori per tubo avvolgitore ottagonale Adapters for octagonal rolling tube</p> 
<p>2204294</p>  <p>70 70 x 0,8/1 mm 70 x 1,2 mm</p>	<p>Adattatori per tubo avvolgitore con ogiva tonda Adapters for round with groove rolling tube</p> 	<p>2204299</p>  <p>50 50 x 1,5/1,6 mm</p>	<p>Adattatore per tubo avvolgitore rotondo Adapter for round rolling tube</p> 
<p>2204295</p>  <p>60 60 x 1,5 mm</p>	<p>Adattatori per tubo avvolgitore rotondo Adapters for round rolling tube</p> 	<p>2204300</p>  <p>85 85 x 1,2 mm</p>	<p>Adattatori per tubo avvolgitore con ogiva tonda Adapters for round with groove rolling tube</p> 
<p>2204302</p>  <p>54 54 x 0,5 mm</p>	<p>Adattatori per tubo avvolgitore ZF Adapters for ZF profiled rolling tube</p> 	<p>2204316</p>  <p>89 89 x 1 mm</p>	<p>Adattatori per tubo avvolgitore deprat - F5039 Adapters for deprat rolling tube - F5039</p> 
<p>2204304</p>  <p>65 65 x 0,5/0,8 mm</p>	<p>Adattatori per tubo avvolgitore scanalato Adapters for profiled rolling tube</p> 	<p>2204317</p>  <p>80 80 x 1/1,2 mm</p>	<p>Adattatori per tubo avvolgitore ZF Adapters for ZF profiled rolling tube</p> 
<p>2204305</p>  <p>102 102 x 2 mm</p>	<p>Adattatori per tubo avvolgitore rotondo Adapters for round rolling tube</p> 	<p>2204318</p>  <p>78 78</p>	<p>Adattatori per tubo avvolgitore con ogiva schiacciata Adapters for round with groove rolling tube</p> 
<p>2204306</p>  <p>64 64 x 0,5/0,6 mm 64 x 0,8 mm</p>	<p>Adattatori per tubo avvolgitore ZF Adapters for ZF profiled rolling tube</p> 	<p>2204320</p>  <p>60 60 x 0,5/0,6 mm 60 x 0,8/0,9 mm</p>	<p>Adattatori per tubo avvolgitore ottagonale Adapters for octagonal rolling tube</p> 

Ø50 ADATTATORI / ADAPTERS

Ø50 - DA VINCI SM - ST - MO / VOLTA SM - PS - PP - PP2 - K7 / MARCONI ST - PS - MO - K7

<p>2204309</p>  <p>62 62 x 0,6 mm</p>	<p>Adattatori per tubo avvolgitore deprat - F2000 Adapters for deprat rolling tube - F2000</p> 	<p>2204357</p>  <p>63 63</p>	<p>Adattatori per tubo avvolgitore ROLLER BAT 63 Adapters for ROLLER BAT 63 rolling tube</p> 
<p>2204312</p>  <p>70 70 x 1,5 mm</p>	<p>Adattatori per tubo avvolgitore rotondo Adapters for round rolling tube</p> 	<p>2204358</p>  <p>70 70</p>	<p>Adattatori per tubo avvolgitore ROLLER BAT 70 Adapters for ROLLER BAT 70 rolling tube</p> 
<p>2204313</p>  <p>63 63 x 1,5 mm</p>	<p>Adattatori per tubo avvolgitore rotondo Adapters for round rolling tube</p> 	<p>2204359</p>  <p>80 80 x 1 mm</p>	<p>Adattatori per tubo avvolgitore ROLLER BAT 80 Adapters for ROLLER BAT 80 rolling tube</p> 
<p>2204314</p>  <p>70 70 x 1/1,2 mm 70 x 1,5 mm</p>	<p>Adattatori per tubo avvolgitore ottagonale Adapters for octagonal rolling tube</p> 		



A BRAND OF **SOMFY** GROUP

Window Automation industrY Srl a socio unico

Via C. Bassi 7/A - 40015 Galliera (BO) - Italy - Tel. +39.051.6672711 - Fax +39.051.6672790 - info@way-srl.com - www.asamotor.com